
















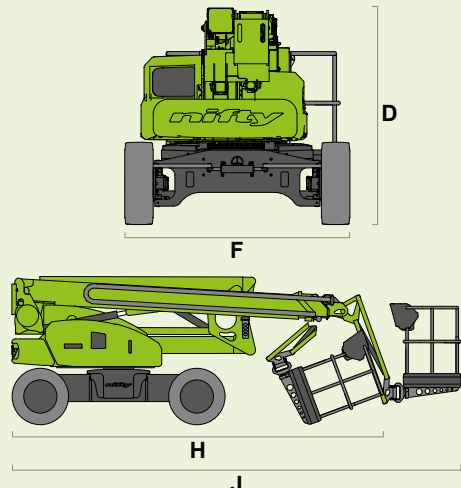
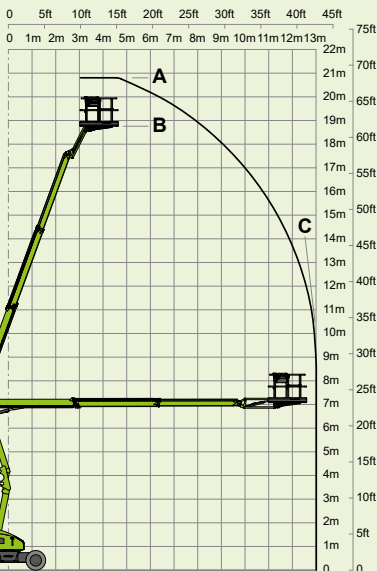
niftylift

HR21E



Niftylink®

- (A) 20.8m
68ft 6in 
- (B) 18.8m
62ft 
- (C) 13m
42ft 8in 
- 250kg
550lbs 
- 1.8m x 0.8m
5ft 11in x 2ft 8in 
- 150° 
- 160° 
- (D) 2.18m
7ft 2in 
- (F) 2.27m
7ft 5in 
- (H) 5.47m
17ft 11in 
- (J) 6.62m
22ft 
- 6km/h
3.7mph 
- 3.89m
12ft 9in 
- 25%
14° 
- 6640kg
14640lbs 



SiOPS®
toughcage

All-Electric
Niftylink®

niftylift

Chalkdell Drive, Shenley Wood,
Milton Keynes, MK5 6GF
England, United Kingdom
+44 1908 223456
sales@niftylift.com
www.niftylift.com

 ISO 9001 QUALITY MANAGEMENT	 ISO 14001 ENVIRONMENTAL MANAGEMENT	 ISO 45001 HEALTH & SAFETY MANAGEMENT
---	--	--

